

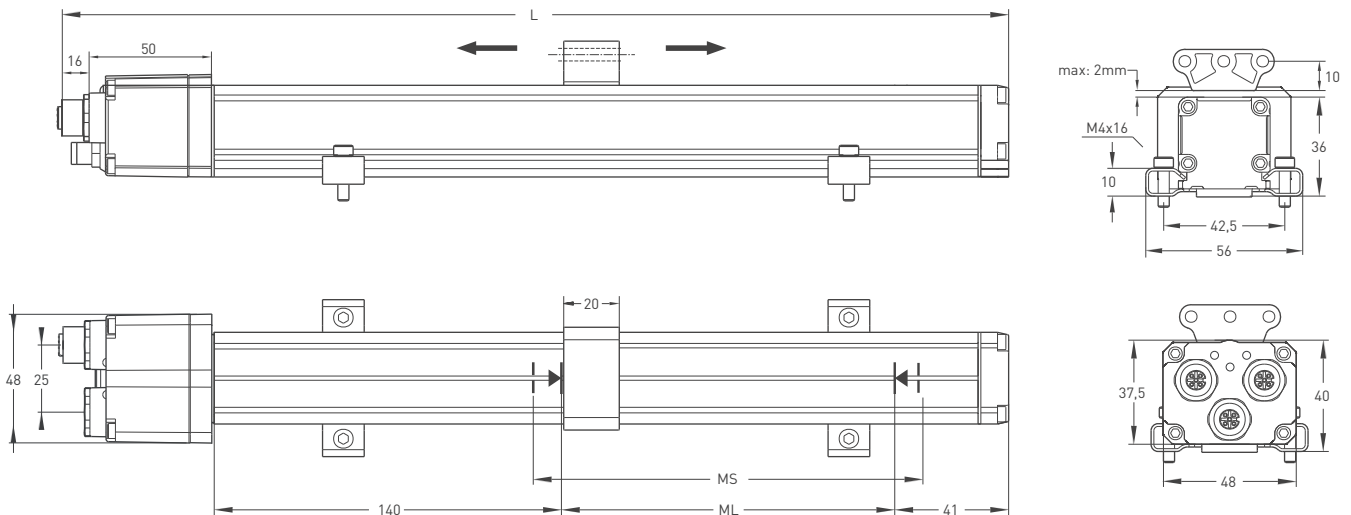


- Measuring length 100 - 5000 mm
- Profinet protocol
- 24 VDC power supply

Technical Specifications

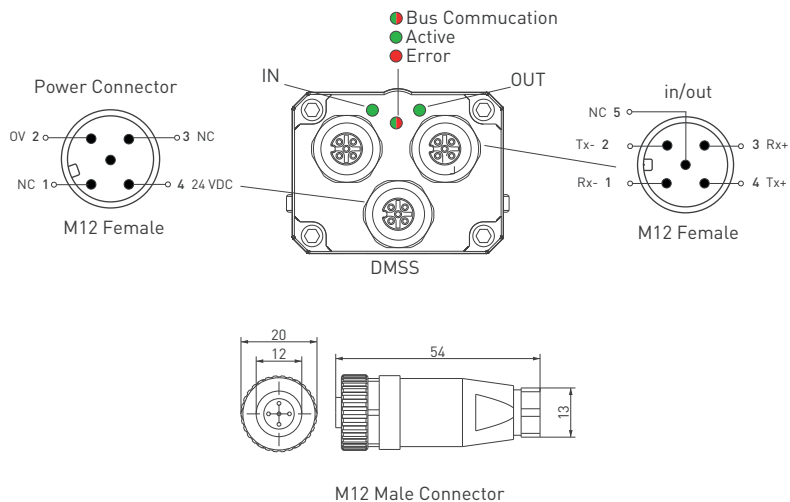
Measurement stroke	100 - 5000 mm
Resolution	25µm (100mm-400mm), 50µm (450mm-3000mm), 100µm (4000mm-5000mm)
Repeatability	100 µm
Output	Profinet
Power supply	24 VDC ±10%
Displacement speed	max. <5 m/s
Max. consumption	<100 mA (depending on stroke length)
Linearity	100 mm < %1, 100-300 mm < %0.2, 300-500 mm < %0.1, 500-5000 mm > %0.05
Reverse polarity protection	Up to -30 VDC
Overvoltage protection	Up to +30 VDC
Response time	1 ms
Interface	Profinet I/O
Protocol	Profinet Ethernet 100 Base-TX to IEEE 802.x
Data-length	16 bit
Data transmission rate	100 Mbit/s max.
Diagnostic LEDs	Green LED : Power on, BUS communication active Red LED : Error, Stop mode
Protection level	IP 65
Operating temperature	-20°C ... +80°C
Storage temperature	-30°C ... +90°C

Mechanical Specifications

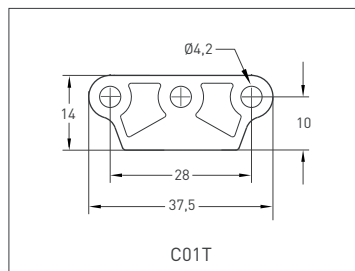


DMSS (mm)	100	150	200	250	300	350	400	450	500	550	600	650	700	750	800	850	900	1000	1100	1200	1300	1400	1500	1750	2000	2250	2500	3000	4000	5000
ML (Measuring Length)	100	150	200	250	300	350	400	450	500	550	600	650	700	750	800	850	900	1000	1100	1200	1300	1400	1500	1750	2000	2250	2500	3000	4000	5000
MS (Mechanical Stroke)	198	248	298	348	398	448	498	548	598	648	698	748	798	848	898	948	998	1098	1198	1298	1398	1498	1598	1848	2211	2461	2711	3211	4211	5211
[Total Length]	361	411	461	511	561	611	661	711	761	811	861	911	961	1011	1061	1111	1161	1251	1361	1461	1561	1661	1761	2011	2324	2574	2824	3344	4364	5364
Dead Zone Calculation	140/41																													

Connection



Cursor



Ordering Procedure

Model	Measurement stroke	Protocol	Cursor	Connecting brackets	Dead zone
DMSS	150	PFN	C01	BR02	140/41
DMSS	100 - 5000 mm	PFN: Profinet	1C01T: 1 cursor 2C01T: 2 cursors	BR01 BR02	≤ 2000 mm 140/41 $> 2000-3000$ mm 215/41 $> 3000-4000$ mm 235/41 $> 4000-5000$ mm 255/41

* T-coded sensors are used with T-coded cursors.